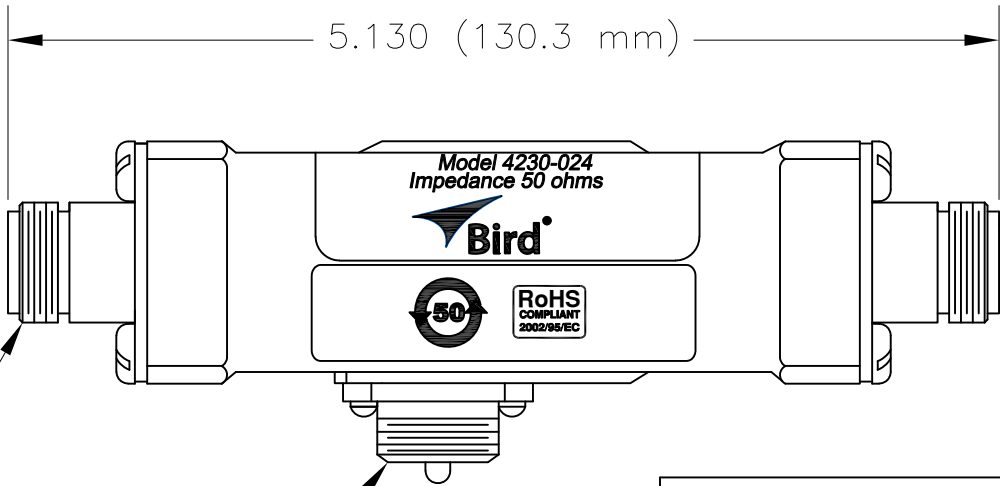
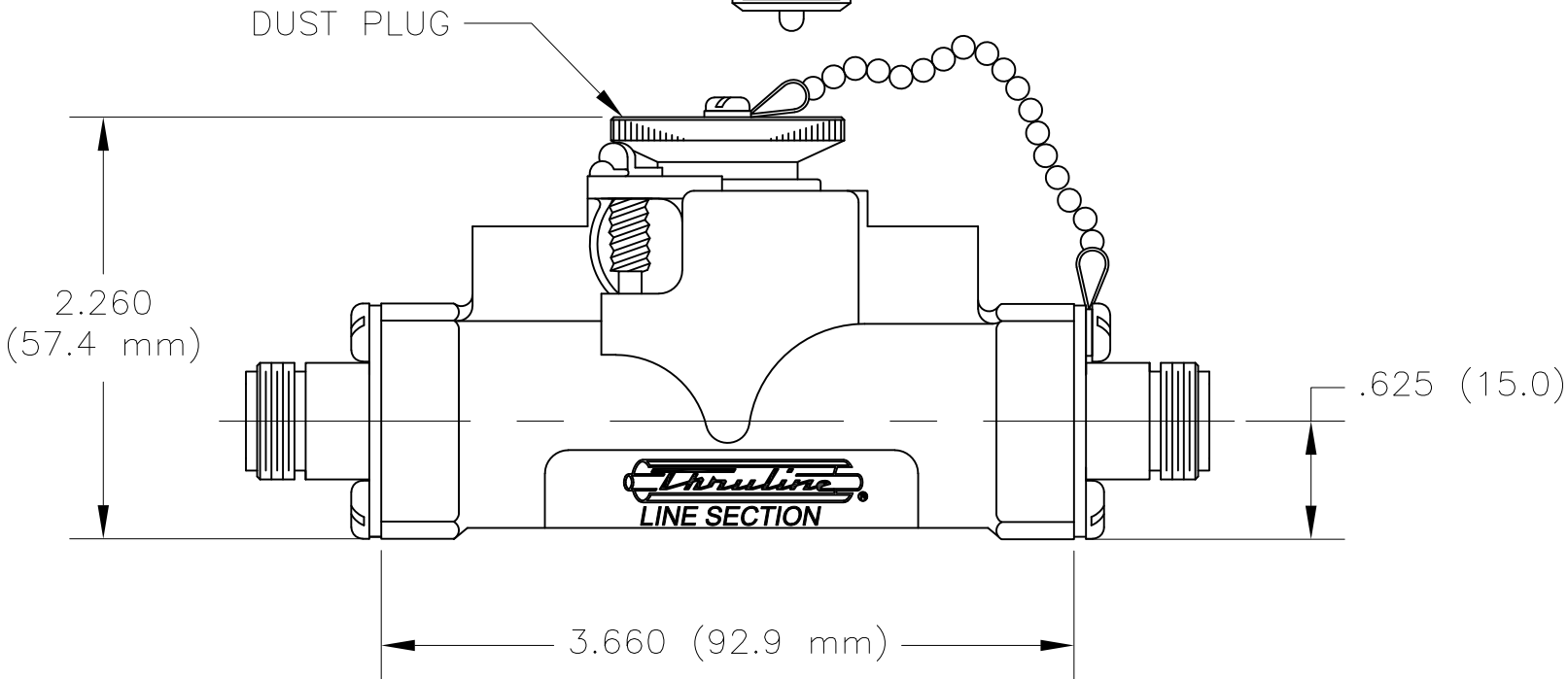
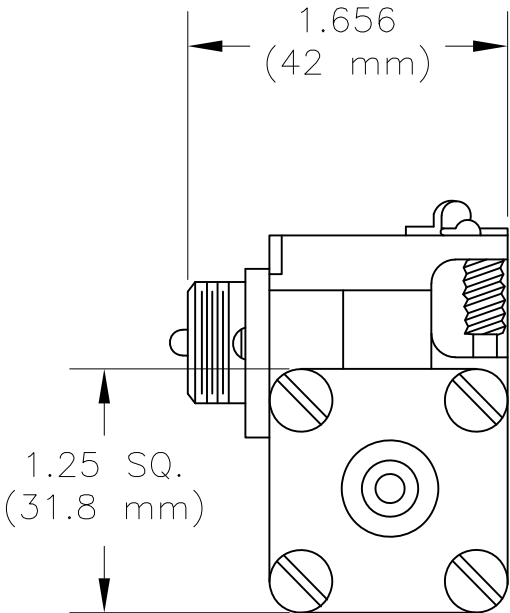
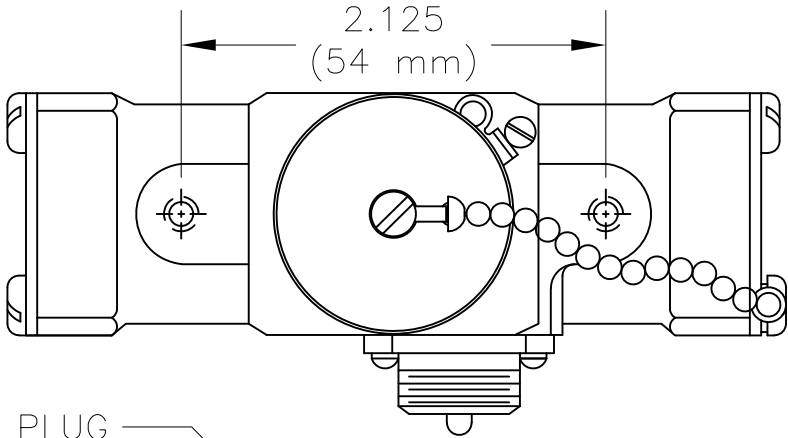


REVISIONS			
REV	DESCRIPTION	DATE	APPROVED
A	RELEASE	9-25-25	



QC CONNECTOR N(f)  
QTY. 2

DC JACK


DIMENSIONS HEREON ARE FOR CUSTOMER  
CONVENIENCE AND REFERENCE ONLY.  
TOLERANCE TO BE APPLIED ONLY WHERE  
INDIVIDUALLY STATED ON THE RESPECTIVE  
DIMENSION.

UNLESS OTHERWISE SPECIFIED DIMENSIONS ARE IN INCHES  
TOLERANCES ARE:  
FRACTIONS  $\pm 1/64$       DECIMALS .XX =  $\pm .010$   
   .XXX =  $\pm .005$   
ANGLES  $\pm 30^\circ$       MILLIMETERS .X =  $\pm .4$   
   .XX =  $\pm .12$   
DO NOT SCALE DRAWING

THIS DRAWING IS THE PROPERTY OF THE BIRD  
TECHNOLOGIES GROUP OR BIRD ELECTRONIC CORP-  
ORATION. THE DESIGNS AND SPECIFICATIONS DISCLOSED  
HEREON ARE PROPRIETARY AND SHALL NOT BE  
REPRODUCED, NOR COPIED, NOR USED AS THE BASIS  
FOR THE MANUFACTURE OR SALE OF APPARATUS OR  
DEVICES WITHOUT THEIR EXPRESS WRITTEN CONSENT.

APPROVALS		DATE
DRN	H. STAMPER	9-25-25
CHK		
APP		

MATERIAL	CODE
FINISH	CODE



B

FSCM NO.  
70998

SCALE  
1/1

DWG. NO.  
4230-024 OL

REV  
A

SHEET  
1 OF 1

TITLE  
LINE SECTION OUTLINE

PROJ./LIB  
AUTOCAD